



Africa



The Americas



**Eastern Mediterranean**



Europe



South-East Asia



Western Pacific









## EASTERN MEDITERRANEAN: SUMMARY OF TB CONTROL POLICIES

	STATUS <sup>a</sup>	MANUAL <sup>b</sup>	MICROSCOPY <sup>c</sup>	SCC <sup>d</sup>	DOT <sup>e</sup>	MONITORING OUTCOME <sup>f</sup>
AFGHANISTAN	DOTS	YES				
BAHRAIN	DOTS	YES				
DJIBOUTI	DOTS	YES				
EGYPT	DOTS	YES				
IRAN	DOTS	YES				
IRAQ	DOTS	YES				
JORDAN	DOTS	YES				
KUWAIT	DOTS	YES				
LEBANON	DOTS	YES				
LIBYAN ARAB JAMAHIRIYA	DOTS	YES				
MOROCCO	DOTS	YES				
OMAN	DOTS	YES				
PAKISTAN	DOTS	YES				
QATAR	DOTS	NO				
SAUDI ARABIA	DOTS	YES				
SOMALIA	DOTS	YES				
SUDAN	DOTS	YES				
SYRIAN ARAB REPUBLIC	DOTS	YES				
TUNISIA	DOTS	YES				
UNITED ARAB EMIRATES	DOTS	YES				
YEMEN	DOTS	YES				
WEST BANK AND GAZA STRIP	DOTS					

EMR

	Implemented in all units/areas
	Implemented in some units/areas
	Not implemented
	Unknown

- a Status: DOTS status (bold indicates DOTS introduced in 2003. Blank indicates no report received)  
 b Manual: national TB control manual (recommended)  
 c Microscopy: use of smear microscopy for diagnosis (core component of DOTS)  
 d SCC: short course chemotherapy (core component of DOTS)  
 e DOT: directly observed treatment (core component of DOTS)  
 f Outcome monitoring: monitoring of treatment outcomes by cohort analysis (core component of DOTS)

Country data for the Eastern Mediterranean: estimated burden of TB

	Incidence, 1990			Prevalence, 1990			Death, 1990			Incidence, 2003			Prevalence, 2003			Death, 2003			
	All cases incl. HIV+	New sst. incl. HIV+	All cases incl. HIV+	All cases incl. HIV+	All cases excl. HIV+	All cases incl. HIV+	All cases incl. HIV+	All cases excl. HIV+	All cases incl. HIV+	All cases incl. HIV+	All cases excl. HIV+	All cases incl. HIV+	All cases incl. HIV+	All cases excl. HIV+	All cases incl. HIV+	All cases incl. HIV+	All cases excl. HIV+		
	number	rate	number	rate	rate	number	rate	rate	number	rate	number	rate	number	rate	number	rate	number		
Afghanistan	45 996	333	20 698	150	95 688	693	10 370	75	79 656	333	35 645	150	160 303	671	160 302	671	22 123	93	
Bahrain	332	68	149	30	691	141	75	15	530	46	148	20	374	52	373	52	33	5	
Djibouti	3 161	599	1 395	264	7 028	1 332	845	160	5 152	733	2 273	324	7 166	1 020	6 939	988	805	115	
Egypt	23 323	42	10 492	19	48 521	87	5 259	9	20 233	28	9 102	13	26 148	36	26 133	36	2 350	3	
Iran	23 179	41	10 424	18	48 221	85	5 226	9	19 423	28	8 735	13	25 165	37	25 137	36	2 259	3	
Iraq	15 983	92	7 192	41	33 250	192	3 604	21	39 552	157	17 797	71	59 419	236	59 411	236	8 298	33	
Jordan	408	13	184	6	849	26	92	3	270	5	121	2	283	5	283	5	27	0.0	
Kuwait	848	40	381	18	1 764	82	191	9	671	27	302	12	774	31	773	31	68	3	
Lebanon	1 158	43	521	19	2 409	89	261	10	448	12	201	6	492	13	491	13	45	1	
Libyan Arab Jamahiriya	1 333	31	599	14	2 772	64	300	7	1 156	21	519	9	1 151	21	1 145	21	84	2	
Morocco	32 960	134	14 822	60	68 569	279	7 431	30	34 327	112	15 437	51	32 211	105	32 159	105	3 099	10	
Oman	316	17	142	8	657	36	71	4	307	11	138	5	350	12	349	12	34	1	
Pakistan	201 031	181	90 388	82	418 218	377	45 325	41	278 392	181	125 172	82	550 948	359	550 424	358	66 503	43	
Qatar	248	53	112	24	516	110	56	12	972	61	167	27	440	72	439	72	41	7	
Saudi Arabia	9 065	55	4 079	25	18 858	114	2 044	12	9 751	40	4 387	18	13 720	57	13 718	57	1 132	5	
Somalia	24 042	336	10 738	150	53 598	748	6 408	89	40 645	411	18 154	184	74 655	755	73 972	748	12 468	126	
Sudan	44 706	179	19 756	79	100 764	404	11 818	47	73 802	220	32 614	97	122 277	364	119 285	355	20 960	62	
Syrian Arab Republic	8 673	68	3 903	31	18 043	142	1 955	15	7 551	42	3 398	19	9 292	52	9 290	52	814	5	
Tunisia	3 122	38	1 405	17	6 495	79	704	9	2 170	22	976	10	2 374	24	2 373	24	227	2	
United Arab Emirates	538	26	242	12	1 119	55	121	6	532	18	239	8	778	26	776	26	62	2	
West Bank and Gaza Strip	771	36	347	16	1 603	74	174	8	856	24	385	11	1 332	37	1 332	37	150	4	
Yemen	16 431	138	7 386	62	34 182	286	3 705	31	18 514	93	8 323	42	30 299	151	30 257	151	2 353	12	
<b>Region</b>	<b>457 623</b>	<b>120</b>	<b>205 352</b>	<b>54</b>	<b>964 066</b>	<b>253</b>	<b>106 036</b>	<b>28</b>	<b>634 112</b>	<b>122</b>	<b>284 434</b>	<b>55</b>	<b>1 119 950</b>	<b>216</b>	<b>1 115 362</b>	<b>215</b>	<b>143 937</b>	<b>28</b>	<b>139 623</b>

See Explanatory notes, page 151.

Country data for the Eastern Mediterranean: notification, detection and DOTS coverage, 2003

	Whole country																														
	Pop		All cases		WHO		Smear-positive		New cases		Smear-negative		Extra-pulmonary		Relapse		Re-treatment cases		Other		Detection rate		DOTS		non-DOTS						
	thousands	Country number	number	rate	number	rate	number	rate	number	rate	number	rate	number	rate	number	rate	number	rate	number	rate	number	rate	number	rate	number	rate	number	rate			
Afghanistan	23 887		13 808	58	6 510	27	6 510	3 440	3 254	604	141	17	18	53	13 808	58	6 510	27	18	53	13 808	58	6 510	27	18	65					
Bahrain	724	263	263	36	73	10	73	66	124			80	49	100	263	36	73	10	49	53	100	263	36	73	10	49	53				
Djibouti	703		3 231	460	1 202	171	858	987	184	38	23	63	53	100	3 231	460	1 202	171	53	58	100	3 231	460	1 202	171	53	58				
Egypt	71 831	11 747	11 490	16	5 118	7	5 118	2 764	3 045	563	144	57	56	100	11 490	16	5 118	7	56	65	100	11 490	16	5 118	7	56	65				
Iran	68 920	10 857	10 857	16	5 166	7	5 166	2 366	3 006	319	113	56	59	100	10 857	16	5 166	7	59	69	100	10 857	16	5 166	7	59	69				
Iraq	25 475	11 656	11 656	46	3 577	14	3 577	3 727	3 454	898		29	20	85	11 656	46	3 577	14	20	49	100	11 656	46	3 577	14	20	49				
Jordan	5 473	310	310	6	106	2	119	61	139	2	0	115	89	100	310	6	106	2	89	64	100	310	6	106	2	89	64				
Kuwait	2 521	566	566	22	201	8	201	73	288	4	30	84	67	100	566	22	201	8	67	73	100	566	22	201	8	67	73				
Lebanon	3 653	380	380	10	134	4	156	80	157	9	0	85	67	100	380	10	134	4	67	63	100	380	10	134	4	67	63				
Libyan Arab Jamahiriya	5 551	1 559	1 559	35	764	14	351	795		7	5	166	147	100	1 559	35	764	14	147	69	100	1 559	35	764	14	147	69				
Morocco	30 566	26 789	26 789	88	12 842	42	13 009	2 271	11 676			78	83	100	26 789	88	12 842	42	83	85	100	26 789	88	12 842	42	83	85				
Oman	2 851	257	257	9	112	4	112	35	103	7	0	84	81	100	257	9	112	4	81	76	100	257	9	112	4	81	76				
Pakistan	153 578	73 130	73 100	48	20 962	14	20 962	34 447	12 874	1 633	39	26	17	63	73 100	48	20 962	14	17	38	100	73 100	48	20 962	14	17	38				
Qatar	610		276	45	95	16	276	63	117	1		74	57	100	276	45	95	16	57	60	100	276	45	95	16	57	60				
Saudi Arabia	24 217	3 317	3 317	14	1 646	7	1 646	546	1 010	115		34	38	100	3 317	14	1 646	7	38	75	100	3 317	14	1 646	7	38	75				
Somalia	9 860	9 276	9 276	94	5 190	52	20 429	2 193	1 388	507		23	29	100	9 276	94	5 190	52	29	70	100	9 276	94	5 190	52	29	70				
Sudan	33 610	25 095	25 095	75	10 993	33	20 429	7 796	4 666	1 640		34	34	99	25 095	75	10 993	33	34	59	100	25 095	75	10 993	33	34	59				
Syrian Arab Republic	17 800	4 966	4 820	27	1 545	9	1 545	1 026	2 173	76	56	64	45	100	4 820	27	1 545	9	45	60	100	4 820	27	1 545	9	45	60				
Tunisia	9 832	1 965	1 965	20	890	9	77	194	840	41		91	91	100	1 965	20	890	9	91	82	100	1 965	20	890	9	91	82				
United Arab Emirates	2 995		117	4	77	3	77	6	33	1	0	22	32	100	117	4	77	3	32	93	100	117	4	77	3	32	93				
West Bank and Gaza Strip	3 557	37	36	1	15	0	4	4	17			4	4	100	36	1	15	0	4	79	100	36	1	15	0	4	79				
Yemen	20 010	10 413	10 413	52	3 793	19	3 793	3 435	2 759	426		56	46	98	6 632	33	3 602	18	43	73	100	6 632	33	3 602	18	43	73				
<b>Region</b>	<b>518 063</b>	<b>192 585</b>	<b>209 941</b>	<b>41</b>	<b>81 013</b>	<b>16</b>	<b>54 364</b>	<b>65 802</b>	<b>52 905</b>	<b>7 037</b>	<b>538</b>	<b>33</b>	<b>28</b>	<b>86</b>	<b>206 160</b>	<b>40</b>	<b>80 822</b>	<b>16</b>	<b>28</b>	<b>56</b>	<b>86</b>	<b>206 160</b>	<b>40</b>	<b>80 822</b>	<b>16</b>	<b>28</b>	<b>56</b>	<b>3 781</b>	<b>191</b>	<b>8</b>	<b>8</b>

See Explanatory notes, page 151.

Country data for the Eastern Mediterranean: treatment outcomes for cases registered in 2002

	New smear-positive cases - DOTS										New smear-positive cases - non-DOTS										Smear-positive re-treatment cases - DOTS										
	Number of cases notified	regist'd	% of notif regist'd	% cured	% compl-eted	% died	% failed	% default	% trans-ferred	% not eval	% success	Number of cases notified	regist'd	% of notif regist'd	% cured	% compl-eted	% died	% failed	% default	% trans-ferred	% not eval	% success	Number regist'd	% cured	% compl-eted	% died	% failed	% default	% trans-ferred	% not eval	% success
Afghanistan	6 509	7 780	120	60	27	4	2	5	3	87													268	43	29	2	3	21	2	73	
Bahrain	17	17	100	88	12					88																					
Djibouti	1 253	1 256	100	66	16	1	1	15	1	82																					
Egypt	4 889	4 605	94	76	12	2	3	3	3	88																					
Iran	5 335	5 366	101	81	4	6	2	3	3	85																					
Iraq	3 895	3 895	100	86	5	3	2	3	2	91																					
Jordan	91	91	100	80	9	5				89																					
Kuwait	206	206	100	42	13					55																					
Lebanon	148	147	99	80	11					91																					
Libyan Arab Jamahiriya	722	716	99	48	13	1	0	17	18	3	61																				
Morocco	12 914	12 830	99	83	6	2	1	8		89																					
Oman	151	119	79	92	7	7				92																					
Pakistan	15 331	14 314	93	65	13	3	1	14	4	77	934																				
Qatar	64	64	100	69	6	6				76																					
Saudi Arabia	1 674	1 365	82	69	7	7	0	14	2	75																					
Somalia	4 818	4 818	100	86	3	3	1	3	4	89																					
Sudan	10 338	10 993	106	59	19	3	1	7	2	78																					
Syrian Arab Republic	1 447	1 447	100	69	18	3	2	7	1	87																					
Tunisia	927	913	98	89	3	2	1	2	2	92																					
United Arab Emirates	57	57	100	70	9	4	2	2	2	100																					
West Bank and Gaza Strip	10	10	100	100						100																					
Yemen	3 870	3 790	98	73	9	4	1	9	4	82																					
<b>Region</b>	<b>74 450</b>	<b>74 799</b>	<b>100</b>	<b>72</b>	<b>12</b>	<b>3</b>	<b>1</b>	<b>8</b>	<b>3</b>	<b>84</b>	<b>1 323</b>	<b>334</b>	<b>25</b>	<b>28</b>	<b>49</b>	<b>1</b>	<b>1</b>	<b>15</b>	<b>5</b>	<b>5</b>	<b>78</b>	<b>8 825</b>	<b>51</b>	<b>23</b>	<b>4</b>	<b>4</b>	<b>10</b>	<b>5</b>	<b>3</b>	<b>74</b>	

See Explanatory notes, page 151.



Country data for the Eastern Mediterranean: trends in DOTS treatment success and detection rates, 1994–2003

	DOTS new smear-positive treatment success (%)										DOTS new smear-positive case detection rate (%)									
	1994	1995	1996	1997	1998	1999	2000	2001	2002	2003	1994	1995	1996	1997	1998	1999	2000	2001	2002	2003
Afghanistan				45	33	87	86	84	87				2	6	5	9	14	19	18	
Bahrain				76	13	95	73	87	88				103	90	14	62	59	11	49	
Djibouti		75		77	79	72	62	78	82			103	107	90	79	68	61	57	53	
Egypt	52		81	82	87	87	87	82	88			1	11	17	31	45	49	53	56	
Iran			87	84	83	82	85	84	85			1	13	35	53	58	61	60	59	
Iraq					83	85	92	89	91					2	6	22	23	20	20	
Jordan	90				92	88	90	86	89			112		73	71	64	71	72	89	
Kuwait									55										67	
Lebanon	89				73	96	92	91	91			53			90	79	72	68	67	
Libyan Arab Jamahiriya					68	67			61						148	113	138	147		
Morocco	86	90	88	89	88	88	89	87	89			94	94	88	88	84	83	84	83	
Oman		84	87	91	86	95	93	90	92				114	115	110	117	112	109	81	
Pakistan	74	70		67	66	70	74	77	77			1	2	4	2	3	5	13	17	
Qatar	83	81	72	79	84	74	66	60	75			46	34	28	48	39	34	48	39	
Saudi Arabia					57	66	73	77	76						22	37	39	38	38	
Somalia		86	84	90	88	88	83	86	89											
Sudan				70	65	81	79	80	78						24	25	29	28	29	
Syrian Arab Republic			92	88	88	84	79	81	87				2	1	29	34	31	33	34	
Tunisia					91	91	91	90	92					8	21	29	42	43	42	
United Arab Emirates							74	62	79						96	103	104	92	91	
West Bank and Gaza Strip									100							29	28	24	32	
Yemen			76	81		83	75	80	82				8	30	37	10	13	4	4	
<b>Region</b>	<b>82</b>	<b>87</b>	<b>86</b>	<b>79</b>	<b>76</b>	<b>83</b>	<b>83</b>	<b>83</b>	<b>84</b>	<b>83</b>	<b>83</b>	<b>11</b>	<b>9</b>	<b>10</b>	<b>17</b>	<b>22</b>	<b>23</b>	<b>27</b>	<b>28</b>	

Country data for the Eastern Mediterranean: age and sex distribution of smear-positive cases in DOTS areas, 2003 (absolute numbers)

	MALE						FEMALE						ALL								
	0-14	15-24	25-34	35-44	45-54	55-64	65+	0-14	15-24	25-34	35-44	45-54	55-64	65+	0-14	15-24	25-34	35-44	45-54	55-64	65+
Afghanistan	127	511	436	284	256	288	203	245	1 152	1 287	814	462	305	158	372	1 663	1 723	1 098	718	593	361
Bahrain	0	2	2	1	1	3	4	0	1	0	0	1	1	0	0	3	2	1	2	4	4
Djibouti	10	222	288	132	76	42	24	19	127	123	55	38	28	8	29	349	411	187	114	70	32
Egypt	42	586	814	675	631	404	195	57	463	338	268	282	175	71	99	1 049	1 152	943	913	579	266
Iran	29	404	524	393	281	292	673	78	445	278	254	304	438	773	107	849	802	647	585	730	1446
Iraq	30	659	876	355	293	168	143	43	258	241	154	160	143	34	73	917	1 117	509	453	311	177
Jordan	0	19	20	17	8	13	0	1	6	7	2	3	12	0	1	25	27	19	11	25	0
Kuwait	1	14	39	33	26	11	5	1	16	31	18	2	3	1	2	30	70	51	28	14	6
Lebanon	0	19	26	22	6	5	7	3	14	12	9	5	2	4	3	33	38	31	11	7	11
Libyan Arab Jamahiriya	0	108	266	142	32	25	19	4	43	28	30	25	21	21	4	151	294	172	57	46	40
Morocco	91	2 225	2 347	1 667	1 004	525	550	168	1 455	1 029	633	431	366	351	259	3 680	3 376	2 300	1 435	891	901
Oman	0	12	10	20	19	5	11	2	11	6	0	6	6	4	2	23	16	20	25	11	15
Pakistan	278	2 582	2 219	1 763	1 623	1 268	844	613	3 032	2 371	1 595	823	478	478	891	5 614	4 590	3 358	2 446	1 746	1 322
Qatar	1	10	27	17	16	5	5	0	4	6	0	2	0	2	1	14	33	17	18	5	7
Saudi Arabia	5	150	285	200	145	102	107	18	210	181	75	58	51	59	23	360	466	275	203	153	166
Somalia	118	1 054	850	513	319	250	214	106	535	462	333	171	161	104	224	1 589	1 312	846	490	411	318
Sudan	489	1 195	1 644	1 271	856	645	473	443	881	1 052	879	562	384	219	932	2 076	2 696	2 150	1 418	1 029	692
Syrian Arab Republic	10	343	279	127	98	75	64	26	242	99	68	48	33	33	36	585	378	195	146	108	97
Tunisia	3	102	166	131	96	67	75	7	58	56	37	35	24	33	10	160	222	168	131	91	108
United Arab Emirates	2	10	8	12	3	2	10	4	9	5	3	2	2	4	6	19	13	15	6	4	14
West Bank and Gaza Strip	0	1	1	1	3	0	2	0	1	0	0	3	0	3	0	2	1	1	6	0	5
Yemen	37	555	551	376	238	148	93	72	451	404	300	196	111	70	109	1 006	955	676	434	259	163
<b>Region</b>	<b>1 273</b>	<b>10 783</b>	<b>11 678</b>	<b>8 152</b>	<b>6 030</b>	<b>4 343</b>	<b>3 721</b>	<b>1 910</b>	<b>9 414</b>	<b>8 016</b>	<b>5 527</b>	<b>3 620</b>	<b>2 744</b>	<b>2 430</b>	<b>3 183</b>	<b>20 197</b>	<b>19 694</b>	<b>13 679</b>	<b>9 650</b>	<b>7 087</b>	<b>6 151</b>

Note: the sum of cases notified by age is less than the number of new smear-positive cases notified for some countries.

Country data for the Eastern Mediterranean: age and sex distribution of smear-positive cases in non-DOTS areas, 2003 (absolute numbers)

	MALE					FEMALE					ALL											
	0-14	15-24	25-34	35-44	45-54	55-64	65+	0-14	15-24	25-34	35-44	45-54	55-64	65+								
Afghanistan																						
Bahrain																						
Djibouti																						
Egypt																						
Iran																						
Iraq																						
Jordan																						
Kuwait																						
Lebanon																						
Libyan Arab Jamahiriya																						
Morocco																						
Oman	5	16	22	11	10	8	4	8	15	12	12	7	5	3								
Pakistan																						
Qatar																						
Saudi Arabia																						
Somalia																						
Sudan																						
Syrian Arab Republic																						
Tunisia																						
United Arab Emirates																						
West Bank and Gaza Strip	3	26	36	23	12	6	10	2	19	22	17	8	3	4								
Yemen	8	42	58	34	22	14	14	10	34	34	29	15	8	7								
<b>Region</b>	<b>8</b>	<b>42</b>	<b>58</b>	<b>34</b>	<b>22</b>	<b>14</b>	<b>14</b>	<b>10</b>	<b>34</b>	<b>34</b>	<b>29</b>	<b>15</b>	<b>8</b>	<b>7</b>	<b>18</b>	<b>76</b>	<b>92</b>	<b>63</b>	<b>37</b>	<b>22</b>	<b>14</b>	<b>21</b>

Note: the sum of cases notified by age is less than the number of new smear-positive cases notified for some countries.



Country data for the Eastern Mediterranean: number of TB cases notified, 1980–2003

	1980	1981	1982	1983	1984	1985	1986	1987	1988	1989	1990	1991	1992	1993	1994	1995	1996	1997	1998	1999	2000	2001	2002	2003
Afghanistan	71 685	71 554	41 752	52 502	18 784	10 742	14 351	18 091	16 051	14 386	4 332	23 067						1 290	3 084	3 314	7 107	10 139	13 794	13 808
Bahrain	219	262	156	232	208	194	156	120	142	122	117	142	140	114		43	49	45	83	36	94	120	44	263
Dibouti		2 265	671	1 489	1 489	2 262	1 864	1 978	2 030	2 040	2 100	2 900	2 884	3 489	3 311		3 332	3 830	3 785	4 133	3 971	4 198	3 191	3 231
Egypt	1 637	1 308	1 805	1 932	1 572	1 308	1 209	22 063	1 378	1 492	2 142	3 634	8 876	3 426	3 911	11 145	12 338	13 971	12 662	11 763	10 762	10 549	11 177	11 490
Iran	42 717	11 728	9 509	8 589	10 493	8 728	8 032	10 034	9 967	12 005	9 255	14 246	14 121	20 569	13 021	15 936	14 139	12 659	11 794	12 062	11 850	11 780	11 436	10 857
Iraq	11 809	10 614	7 741	6 970	6 807	6 485	6 846	6 517	6 504	8 032	14 684			18 553	19 733	9 697	29 196	26 607	29 410	29 897	9 697	10 478	11 898	11 656
Jordan	298	646	860	856	672	769	592	537	553	484	439	390	504	427	443	498	468	397	380	373	306	342	312	310
Kuwait	847	819	880	855	812	717	611	540	480	468	277	330	282	217	237	336	400	528	564	640	679	516	437	566
Lebanon		67	75	284	410	1 943	2 257	2 478				884	884		940	983	836	701	640	571	516	437	380	
Libyan Arab Jamahiriya	718	481	512	610	357	325	276	331	416	265	442	239	1 164			1 440	1 282		1 575	1 615	1 341	1 824	1 917	
Morocco	24 878	28 637	28 095	26 944	22 279	26 790	27 553	27 169	25 717	26 796	27 686	27 638	25 403	27 626	30 316	29 829	31 771	30 227	29 087	29 884	28 852	28 285	29 804	26 789
Oman	1 872	928	897	802	843	861	1 265	616	477	478	482	442	367	281	304	276	300	298	287	249	321	292	290	257
Pakistan	316 340	324 576	326 492	117 739	91 572	111 419	149 004	179 480	194 323	170 562	156 759	194 323	73 175			13 142	4 307		89 599	20 936	11 050	34 066	52 172	73 100
Qatar	257	213	172	206	203	250	220	248	223	191	184	195	200			304	257	212	253	259	279	284	278	276
Saudi Arabia	10 956	8 263	8 529	7 551	7 163	3 966	3 696	3 029	2 433	2 563	2 415	2 221	2 016	2 386	2 518			3 138	3 235	3 507	3 452	3 327	3 374	3 317
Somalia																								
Sudan	32 971	47 431				2 722	3 079	7 322	2 728	1 323						2 504	3 920	4 450	4 320	4 802	5 686	6 852	7 391	9 278
Syrian Arab Republic	1 689	1 908	1 838	1 867	2 111	1 509	2 460	800	693	701	212	16 423	19 503	37 516	23 178	14 320	20 230	20 894	22 318	26 875	24 807	23 997	24 584	25 095
Tunisia	2 504	2 316	2 554	3 062	2 501	2 510	2 487	2 272	2 309	2 403	2 054	2 064	2 164	2 585	2 376	2 383	2 387	4 972	5 417	5 447	5 090	4 997	4 766	4 820
United Arab Emirates	522	638	597	507	534	568	464	818	339	308	285	234	227					2 211	2 158	2 038	1 945	1 885	1 965	1 117
West Bank and Gaza	191	139	136	136	123	113	63	82	85	145	64	89	97			77	40		773	66	115	74	90	117
Yemen																14 428	14 364	12 007	12 383	13 027	13 651	13 029	11 677	10 413
<b>Region</b>	<b>522 110</b>	<b>514 791</b>	<b>433 271</b>	<b>234 482</b>	<b>171 652</b>	<b>186 344</b>	<b>230 427</b>	<b>288 805</b>	<b>271 800</b>	<b>250 248</b>	<b>229 919</b>	<b>295 112</b>	<b>84 069</b>	<b>190 544</b>	<b>107 864</b>	<b>121 745</b>	<b>145 373</b>	<b>136 226</b>	<b>233 878</b>	<b>171 052</b>	<b>141 122</b>	<b>165 270</b>	<b>190 394</b>	<b>209 941</b>
number reporting	18	20	19	19	20	20	21	21	20	20	19	19	16	14	15	17	19	16	21	19	20	18	19	22
percent reporting	86	95	90	90	95	100	100	100	95	95	90	90	76	67	71	81	90	76	100	90	95	86	90	100

Country data for the Eastern Mediterranean: case notification rates (per 100 000 population), 1980–2003

	1980	1981	1982	1983	1984	1985	1986	1987	1988	1989	1990	1991	1992	1993	1994	1995	1996	1997	1998	1999	2000	2001	2002	2003
Afghanistan	474	480	286	369	136	79	108	138	123	108	31	158						6	15	16	33	46	60	58
Bahrain	63	73	42	60	52	47	36	27	31	26	24	28	27	21				7	13	5	14	17	6	36
Djibouti		667	193		408	593	458	451	429	405	398	535	524	630	593			571	604	638	596	617	461	460
Egypt	4	3	4	4	3	3	2	42	3	3	4	6	15	6	6	18	20	22	19	18	16	15	16	16
Iran	109	29	22	19	23	18	16	19	19	22	16	25	24	34	21	26	22	20	20	18	18	18	17	16
Iraq	91	79	56	49	46	43	44	41	40	48	85			98	101	48	140	124	134	132	42	44	49	46
Jordan	13	28	36	34	26	28	21	19	18	16	13	11	14	11	11	12	11	9	8	8	6	7	6	6
Kuwait	62	57	59	55	50	42	33	28	23	22	13	16	14	12	14	20	23	29	29					22
Lebanon		3	3	3	11	15	73	85	93			32	31	31	31	31	26	21	19	20	16	15	12	10
Libyan Arab Jamahiriya	24	15	15	17	10	9	7	8	10	6	10	5	26			30	26	31	31	31	26	34	34	35
Morocco	128	144	138	129	104	122	122	118	109	111	113	110	100	106	115	111	116	109	103	104	99	96	99	88
Oman	158	74	68	58	58	56	79	37	28	27	26	23	18	14	14	12	13	12	12	10	12	11	10	9
Pakistan	392	389	379	132	99	117	152	177	186	158	141	171		61		11	3	66	15	8	23	35	48	
Qatar	112	85	62	68	61	69	57	61	52	42	39	40		40		58	48	39	45	45	48	46	45	45
Saudi Arabia	114	81	79	66	59	31	27	21	16	16	15	13	11	13	14			16	16	16	16	15	14	14
Somalia				42	41	41	46	107	39	19						28	34	52	57	54	65	75	78	94
Sudan	170	237				7	11	3	3	3	1	64	75	140	85	51	70	71	74	87	79	75	75	75
Syrian Arab Republic	19	21	19	19	20	20	35	37	41	45	47	43	40		36	30	35	32	34	34	31	29	27	27
Tunisia	39	35	37	44	35	34	33	29	29	30	25	25	25	30	27	27	26	24	23	21	20	19	20	20
United Arab Emirates	51	57	48	38	37	37	28	47	18	16	14	11	10		18		20	29	2	4	3	3	4	
West Bank and Gaza Strip	13	9	9	8	7	6	3	4	4	7	3	4	4			3	1	1	1	3	3	70	60	52
Yemen																95	91	74	73	75	76	70	60	52
<b>Region</b>	<b>184</b>	<b>176</b>	<b>143</b>	<b>75</b>	<b>53</b>	<b>56</b>	<b>68</b>	<b>82</b>	<b>75</b>	<b>68</b>	<b>60</b>	<b>76</b>	<b>21</b>	<b>46</b>	<b>26</b>	<b>28</b>	<b>33</b>	<b>30</b>	<b>51</b>	<b>36</b>	<b>29</b>	<b>33</b>	<b>38</b>	<b>41</b>

Country data for the Eastern Mediterranean: new smear-positive cases, 1993–2003

	Number of cases										Rate (per 100 000 population)											
	1993	1994	1995	1996	1997	1998	1999	2000	2001	2002	2003	1993	1994	1995	1996	1997	1998	1999	2000	2001	2002	2003
Afghanistan																						
Bahrain	82		17	31	22	1 833	1 669	2 892	4 639	6 509	6 510											
Djibouti	1 668	1 743		1 744	1 904	1 690	1 564	1 391	1 312	1 253	1 202											
Egypt																						
Iran	5 240	5 781	3 194	10 320	8 164	8 933	9 908	3 194	3 559	3 895	3 577											
Iraq	173	161	187	170	136	110	102	89	94	91	108											
Jordan	148	155	175	153	201	185					201											
Kuwait		148	197	198	206	224	249	202	171	148	134											
Lebanon																						
Libyan Arab Jamahiriya																						
Morocco	123	135	135	164	165	156	120	164	156	151	112											
Oman																						
Pakistan	11 020	2 578	1 849	1 849	1 849	14 974	6 248	3 285	10 935	16 265	20 962											
Qatar																						
Saudi Arabia	800		60	46	39	69	58	53	77	64	95											
Somalia																						
Sudan																						
Syrian Arab Republic																						
Tunisia	1 006	983	1 243	1 005	1 196	1 066	1 099	1 077	927	890												
United Arab Emirates																						
West Bank and Gaza Strip																						
Yemen																						
<b>Region</b>	<b>20 260</b>	<b>20 428</b>	<b>46 851</b>	<b>58 720</b>	<b>57 947</b>	<b>74 923</b>	<b>68 971</b>	<b>61 355</b>	<b>69 005</b>	<b>74 962</b>	<b>81 013</b>											

# Notes

## **Bahrain**

Of the 263 total TB cases, 73 were in nationals.

## **Kuwait**

Treatment after default cases were included under new smear-positive cases.

## **Libyan Arab Jamahiriya**

“Transfer out” treatment outcomes were all non-nationals who left the country. Among the remaining patients, the success rate was 74%.

## **Morocco**

Among 13 009 new pulmonary laboratory-confirmed cases, 167 cases were smear-negative but culture-positive.

## **Oman**

Treatment outcomes excluded cases in non-nationals who must leave the country after conversion to smear-negative status.

## **Qatar**

From 95 notified cases, 14 were in nationals. Among the cohort of 64 cases evaluated for treatment outcome, 10 were in nationals.

## **Saudi Arabia**

Treatment outcomes excluded 276 cases in non-nationals that left the country, and 33 cases that were not evaluated for other reasons.

## **Somalia**

There is a discrepancy between the population estimate used by the national TB programme (6 992 904) and that used by the UN (9 890 068). Using the country’s population estimate, there would be 40 645 estimated TB cases (of which, 18 154 smear-positive cases), and DOTS detection of smear-positive cases would be 40% (instead of 29%).

## **Sudan**

DOTS coverage was not reported, but assumed to be same as in the previous report.

## **Syrian Arab Republic**

Notification data do not include 26 cases diagnosed in prison.

## **West Bank and Gaza Strip**

DOTS coverage was not reported, but assumed to be same as in the previous report.

