



Africa



**The Americas**



Eastern Mediterranean



Europe



South-East Asia



Western Pacific









## THE AMERICAS: SUMMARY OF TB CONTROL POLICIES

	STATUS <sup>a</sup>	MANUAL <sup>b</sup>	MICROSCOPY <sup>c</sup>	SCC <sup>d</sup>	DOT <sup>e</sup>	MONITORING OUTCOME <sup>f</sup>
ANGUILLA	NON-DOTS	YES				
ANTIGUA AND BARBUDA	DOTS	NO				
ARGENTINA	DOTS	YES				
BAHAMAS	DOTS	YES				
BARBADOS						
BELIZE	DOTS	YES				
BERMUDA						
BOLIVIA	DOTS	YES				
BRAZIL	DOTS	YES				
BRITISH VIRGIN ISLANDS	NON-DOTS	NO				
CANADA	DOTS	YES				
CAYMAN ISLANDS	DOTS	YES				
CHILE	DOTS	YES				
COLOMBIA	DOTS	YES				
COSTA RICA	DOTS	YES				
CUBA	DOTS					
DOMINICA						
DOMINICAN REPUBLIC	DOTS	YES				
ECUADOR	DOTS	YES				
EL SALVADOR	DOTS	YES				
GRENADA	NON-DOTS	YES				
GUATEMALA	DOTS	YES				
GUYANA	DOTS	YES				
HAITI	DOTS	YES				
HONDURAS	DOTS	YES				
JAMAICA	DOTS	NO				
MEXICO	DOTS	YES				
MONTSERRAT	DOTS	YES				
NETHERLANDS ANTILLES						
NICARAGUA	DOTS	YES				
PANAMA	DOTS	YES				
PARAGUAY	DOTS	YES				
PERU	DOTS	YES				
PUERTO RICO	DOTS	YES				
SAINT KITTS AND NEVIS	DOTS	YES				
SAINT LUCIA	DOTS	YES				
ST VINCENT & GRENADINES	DOTS	YES				
SURINAME	NON-DOTS	NO				
TURKS & CAICOS ISLANDS	NON-DOTS	NO				
TRINIDAD AND TOBAGO	NON-DOTS	YES				
URUGUAY	DOTS	YES				
US VIRGIN ISLANDS						
USA	DOTS	YES				
VENEZUELA	DOTS	YES				

AMR

	Implemented in all units/areas
	Implemented in some units/areas
	Not implemented
	Unknown

- a Status: DOTS status (bold indicates DOTS introduced in 2003. Blank indicates no report received)  
 b Manual: national TB control manual (recommended)  
 c Microscopy: use of smear microscopy for diagnosis (core component of DOTS)  
 d SCC: short course chemotherapy (core component of DOTS)  
 e DOT: directly observed treatment (core component of DOTS)  
 f Outcome monitoring: monitoring of treatment outcomes by cohort analysis (core component of DOTS)

Country data for Americas: estimated burden of TB

	Incidence, 1990			Prevalence, 1990			Death, 1990			Incidence, 2003			Prevalence, 2003			Death, 2003																				
	All cases incl. HIV+	New sst. incl. HIV+	All cases excl. HIV+	All cases incl. HIV+	All cases excl. HIV+	All cases excl. HIV+	All cases incl. HIV+	All cases excl. HIV+	All cases excl. HIV+	All cases incl. HIV+	All cases excl. HIV+	All cases incl. HIV+	All cases excl. HIV+	All cases incl. HIV+	All cases excl. HIV+	All cases incl. HIV+	All cases excl. HIV+																			
	number	rate	number	number	rate	rate	number	rate	number	rate	number	rate	number	rate	number	rate	number	rate																		
Anguilla	3	31	1	4	4	4	4	4	3	25	1	11	5	40	5	40	5	5	0.5	5																
Antigua & Barbuda	5	8	2	4	8	13	8	13	5	7	2	3	7	10	7	10	0.8	1	0.8	1																
Argentina	23	579	72	10	50.4	32	36	631	3	482	11	3	406	10	3	406	10	3	406	10																
Bahamas	151	59	67	26	221	87	214	84	127	40	56	18	170	54	164	52	21	7	17	6																
Barbados	45	18	20	8	70	27	70	27	33	12	15	5	38	14	37	14	6	2	5	2																
Belize	77	41	34	18	119	64	118	64	143	56	63	25	149	58	143	56	14	5	11	4																
Bermuda	4	6	2	2	6	9	6	9	4	4	2	2	6	7	6	7	0.7	1	0.7	1																
Bolivia	19	334	290	8	692	130	30	266	19	849	225	8,924	101	26	548	301	26	508	34	2,945	33															
Brazil	139	850	94	62	608	42	217	589	110	319	62	49	387	28	164	385	92	163	105	91	14,613	8														
British Virgin Islands	3	19	1	8	5	29	5	29	3	15	6	778	2	5	24	5	24	0.6	3	0.6	3															
Canada	2	440	9	1	088	4	2	731	10	392	1	392	1	1	446	5	1	446	5	1	174	1														
Cayman Islands	1	6	0.6	2	2	9	2	9	2	2	4	1	2	3	7	3	7	0.3	1	0.3	1															
Chile	7	719	59	3	465	26	11	904	91	1,166	9	1,098	8	2,492	16	7,277	17	2,191	1	200	1															
Colombia	20	109	58	8	994	26	31	416	90	2,951	8	2,916	8	23	126	52	10	343	23	35	507	80														
Costa Rica	683	22	306	10	1,062	35	1,058	34	101	3	98	3	98	3	633	15	760	18	754	18	63	2														
Cuba	3	332	31	1	499	14	5	220	49	5,218	49	4,885	5	1,216	11	547	5	1,452	13	120	1	120	1													
Dominica	14	19	6	9	22	30	22	30	2	3	2	3	2	12	16	18	23	18	23	2	3	2	3													
Dominican Republic	9	873	140	4	382	62	15	205	215	15,079	214	1,402	20	8,363	96	3,712	42	11,035	126	10	779	123	1,462	17												
Ecuador	20	776	202	9	327	91	32	421	316	3,357	315	3,008	29	19	995	138	8,078	62	27	295	210	27	198	209												
El Salvador	5	136	101	2	296	45	7	958	156	7,916	155	7,336	14	3	683	57	1,646	25	5	190	79	5	095	78												
Grenada	5	6	2	3	8	10	8	10	0.8	0.9	0.8	1	1	4	5	2	2	6	8	6	8	0.7	1	0.7	1											
Guatemala	8	734	100	3	892	44	13	528	155	13,454	154	1,251	14	9	180	74	4,091	33	13	097	106	12	885	104												
Guyana	321	44	142	19	463	63	444	61	55	8	41	6	41	6	992	130	438	57	1,405	184	1,365	178	187	24	158	21										
Haiti	32	632	472	14	113	204	44	747	647	41,753	604	6,146	89	26	867	323	11,619	140	34	529	415	32	174	386	5,898	71										
Honduras	5	694	117	2	529	52	8	862	182	8,833	181	843	17	5	643	81	2,506	36	7	272	105	7	107	102	909	13	812	12								
Jamaica	194	8	86	4	304	13	304	13	28	1	28	1	28	1	202	8	90	3	250	9	244	9	27	1	24	1	24	1								
Mexico	40	747	49	18	294	22	63	703	77	63,632	76	5,916	7	34	631	33	15,548	15	46	624	45	46	445	45	4,860	5	4,759	5								
Montserrat	1	11	0.5	5	2	18	2	18	0.2	0.2	0.2	2	2	0.3	9	0.1	0.1	4	0.4	12	0.4	12	0.4	12	0.4	12	0.4	12	0.4	12						
Netherlands Antilles	21	11	10	5	33	18	33	18	3	2	3	2	3	2	20	9	9	4	41	18	41	18	41	18	41	18	41	18	41	18						
Nicaragua	5	904	154	2	652	69	9	237	242	9,230	241	858	22	3	426	63	1,539	28	4,279	78	4,264	78	4,264	78	4,264	78	4,264	78	4,264	78						
Panama	1	691	70	755	31	2,646	110	2,645	110	2,470	10	246	10	1	496	48	668	21	1,635	52	1,610	52	1,610	52	1,610	52	1,610	52	1,610	52						
Paraguay	3	188	76	1	429	34	4	994	118	4,993	118	4,464	11	4	115	70	1,844	31	6,236	106	6,199	105	6,199	105	6,199	105	6,199	105	6,199	105						
Peru	86	299	397	38	662	178	134	728	619	134,489	618	12,503	57	50	957	188	22,829	84	63	257	233	62	746	231	6	193	23	5,959	22							
Puerto Rico	676	19	303	9	1,059	30	1,059	30	98	3	98	3	98	3	235	6	106	3	307	8	306	8	306	8	306	8	306	8	306	8						
Saint Kitts & Nevis	6	14	2	6	9	21	9	21	0.8	2	0.8	2	0.8	2	5	11	2	5	7	16	7	16	7	16	7	16	7	16	7							
Saint Lucia	27	21	12	9	43	32	43	32	4	3	4	3	4	3	25	17	11	8	33	22	33	22	33	22	33	22	33	22	33	22						
St Vincent & Grenadines	40	36	18	16	62	56	62	56	6	5	6	5	6	5	35	29	16	13	48	40	48	40	48	40	48	40	48	40	48	40						
Suriname	403	100	179	44	618	154	612	152	62	15	57	14	57	14	299	69	132	30	452	104	442	102	442	102	442	102	442	102	442	102						
Trinidad & Tobago	168	14	74	6	258	21	256	21	25	2	24	2	24	2	123	9	54	4	170	13	163	13	163	13	163	13	163	13	163	13						
Turks & Caicos Islands	3	25	1	11	5	39	5	39	0.4	4	0.4	4	0.4	4	4	20	2	9	6	31	6	31	6	31	6	31	6	31	6							
Uruguay	1	087	35	488	16	1,694	55	1,690	54	1,615	5	157	5	940	28	422	12	1,127	33	1,121	33	1,121	33	1,121	33	1,121	33	1,121	33							
US Virgin Islands	17	17	8	8	27	26	27	26	2	2	2	2	2	13	11	6	5	20	18	20	18	20	18	20	18	20	18	20	18							
USA	28	068	11	12	420	5	31	417	12	31,417	12	4,507	2	13	409	5	5,933	2	10	233	3	9,730	3	9,730	3	9,730	3	9,730	3							
Venezuela	8	417	43	3	767	19	13	178	68	13,171	68	1,229	6	10	711	42	4	793	19	13	489	52	13	355	52	1	416	6	1,352	5						
<b>Region</b>	<b>477</b>	<b>480</b>	<b>66</b>	<b>213</b>	<b>134</b>	<b>29</b>	<b>724</b>	<b>584</b>	<b>100</b>	<b>719</b>	<b>898</b>	<b>99</b>	<b>72</b>	<b>195</b>	<b>10</b>	<b>68</b>	<b>652</b>	<b>9</b>	<b>370</b>	<b>107</b>	<b>43</b>	<b>165</b>	<b>210</b>	<b>19</b>	<b>502</b>	<b>605</b>	<b>58</b>	<b>496</b>	<b>048</b>	<b>57</b>	<b>53</b>	<b>803</b>	<b>6</b>	<b>49</b>	<b>983</b>	<b>6</b>

See Explanatory notes, page 151.

Country data for the Americas: notification, detection and DOTS coverage, 2003

	Whole country										DOTS					non-DOTS															
	Pop		All cases		New cases		Re-treatment cases		Detection rate		% of		All cases		New ss+		% of		All cases		New ss+										
	thousands	Country number	WHO number	rate	Smear-positive number	confirmed Pulm number	Smear-negative of unknown number	Extra-pulmonary number	Relapse number	After failure number	After default number	Other number	Other number	Other number	%	%	number	rate	%	number	rate	%	number	rate	%	number	rate	%			
Anguilla	12	1	0	0	0	0	0	0	0	0	0	0	0	0	0	0	0	0	0	0	0	0	0	0	0	0	0	0			
Antigua & Barbuda	73	1	1	1	1	1	0	0	0	0	0	0	0	0	0	0	0	0	0	0	0	0	0	0	0	0	0	0			
Argentina	38 428	12 278	10 728	28	4 961	13	5 983	3 853	1 812	102	404	1 146	1 146	63	65	10 728	28	4 961	13	65	56	100	38	12	29	9	52	91			
Bahamas	314	38	38	12	29	9	32	6																							
Barbados	270																														
Belize	266	87	99	39	62	24	62	23	2	6	0	6																			
Bermuda	82																														
Bolivia	8 808	10 093	9 836	112	6 344	72	6 344	1 374	1 589	529	44	213	3 946	50	71	9 836	112	6 344	72	71	82	34	16 560	9	9 061	5	18	65			
Brazil	178 470	88 522	80 114	45	39 938	22	40 163	23 522	10 584	6 070	0	4 462	0	0	0	0	0	0	0	0	0	0	0	0	0	0	0	0			
British Virgin Islands	21	0	0	0	0	0	0	0	0	0	0	0	0	0	0	0	0	0	0	0	0	0	0	0	0	0	0	0			
Canada	31 510	1 611	1 451	5	592	2	731	185	607	67	0	160	160	83	76	1 451	5	592	2	76	76	100	1 451	5	592	2	76	76			
Cayman Islands	40	0	0	0	0	0	0	0	0	0	0	0	0	0	0	0	0	0	0	0	0	0	0	0	0	0	0	0			
Chile	15 805	2 896	2 226	14	1 276	8	484	37	712	201	18	64	13	89	115	2 226	14	1 276	8	115	97	100	2 226	14	1 276	8	115	97			
Colombia	44 222	11 640	11 640	26	7 972	18	8 665	1 666	437	0	0	0	0	0	0	7 972	18	8 665	18	84	84	100	7 972	18	8 665	18	84	84			
Costa Rica	4 173	604	527	13	346	8	174	61	94	26	5	52	20	83	122	527	13	346	8	117	87	100	527	13	346	8	117	87			
Cuba	11 300	807	844	7	511	5	593	179	101	53	0	4	0	69	93	844	7	511	5	93	74	100	844	7	511	5	93	74			
Dominica	79																														
Dominican Republic	8 745	4 963	4 696	54	2 806	32	2 894	919	551	420	31	236	94	56	76	4 696	54	2 806	32	65	77	71	4 013	46	2 413	28	65	77			
Ecuador	13 003	7 568	6 442	50	4 488	35	472	653	153	482	0	482	369	36	56	6 442	50	4 488	35	77	90	50	3 885	31	2 981	23	37	90			
El Salvador	6 515	1 383	1 383	21	870	13	870	269	160	84	8	14	0	38	53	870	21	870	13	53	76	100	1 383	21	870	13	53	76			
Grenada	80	2	2	2	2	2	0	0	0	0	0	0	0	0	0	2	2	0	0	0	0	0	0	0	0	0	0	0			
Guatemala	12 347	2 469	2 642	21	1 795	15	2 489	479	225	143	57	17	0	29	44	2 642	21	1 795	15	44	79	100	2 642	21	1 795	15	44	79			
Guyana	765	661	631	82	244	32	244	328	23	36	6	24	0	64	56	631	82	244	32	31	85	38	178	23	136	18	31	85			
Haiti	8 326	14 070	14 004	168	7 015	84	7 015	5 305	1 983	301	66	66	0	52	60	7 015	84	7 015	84	62	62	55	9 958	120	5 345	64	46	62			
Honduras	6 941	3 297	3 102	45	1 956	28	1 956	749	105	292	0	2	193	55	78	3 102	45	1 956	28	72	72	75	3 102	45	1 956	28	72	72			
Jamaica	2 651	120	120	5	81	3	85	31	7	1	4	6	0	60	90	120	5	81	3	90	72	100	120	5	81	3	90	72			
Mexico	103 457	17 366	17 078	17	12 933	13	12 986	929	2 513	703	104	530	2 153	49	83	17 078	17	12 933	13	81	94	90	16 157	16	12 577	12	81	94			
Montserrat	4	1	1	29	1	29	1	0	0	0	0	0	0	311	690	1	29	1	29	690	100	1	29	1	29	690	100	100			
Netherlands Antilles	221																														
Nicaragua	5 466	2 283	2 283	42	1 404	26	1 404	480	262	137	17	47	35	67	91	2 283	42	1 404	26	91	75	100	2 283	42	1 404	26	91	75			
Panama	3 120	1 585	1 585	51	788	25	799	560	181	56	15	162	0	118	118	1 585	51	788	25	62	62	73	1 189	38	613	20	92	62			
Paraguay	5 878	2 176	2 176	37	1 166	20	1 179	712	225	72	5	5	119	53	63	2 176	37	1 166	20	43	43	22	450	8	337	6	18	84			
Peru	27 167	39 238	31 273	115	18 504	68	19 175	5 090	4 361	3 318	476	518	791	61	81	31 273	115	18 504	68	78	78	100	31 273	115	18 504	68	81	78			
Puerto Rico	3 879	115	115	3	62	2	102	43	10	0	0	0	0	49	59	115	3	62	2	59	59	100	115	3	62	2	59	59			
Saint Kitts & Nevis	42	1	1	2	2	2	0	1	0	0	0	0	0	22	22	1	2	0	0	22	22	100	1	2	0	0	0	0			
Saint Lucia	149	15	14	9	8	5	6	1	0	0	0	0	1	56	71	14	9	0	0	89	89	100	14	9	8	5	71	89			
St Vincent & Grenadines	120	14	14	12	6	5	6	8	0	0	0	0	0	40	38	14	12	0	0	43	43	100	14	12	6	5	38	43			
Suriname	436	111	95	22	35	8	35	46	11	3	1	5	10	32	26	95	22	35	8	38	38	0	14	12	6	5	38	43			
Trinidad & Tobago	1 303	129	147	11	77	6	129	60	6	4	2	25	0	120	143	147	11	77	6	38	38	0	14	12	6	5	38	43			
Turks & Caicos Islands	21	7	6	29	6	29	6	0	0	0	0	1	0	144	321	6	29	6	29	100	100	100	6	29	6	29	100	100			
Uruguay	3 415	646	643	19	339	10	503	185	71	48	3	0	0	68	80	643	19	339	10	80	65	100	643	19	339	10	80	65			
US Virgin Islands	111																														
USA	294 043	14 874	14 861	5	5 303	2	11 832	6 529	3 029	233	13	154	13	111	89	14 861	5	5 303	2	89	45	100	14 861	5	5 303	2	89	45			
Venezuela	25 699	6 501	6 734	26	3 882	15	3 969	1 616	1 003	233	13	154	9 063	63	81	6 734	26	3 882	15	80	71	99	6 627	26	3 824	15	80	71			
<b>Region</b>	<b>867 768</b>	<b>242 143</b>	<b>227 551</b>	<b>26</b>	<b>125 803</b>	<b>14</b>	<b>130 877</b>	<b>55 971</b>	<b>31 771</b>	<b>14 000</b>	<b>1 366</b>	<b>7 101</b>	<b>9 063</b>	<b>61</b>	<b>76</b>	<b>227 551</b>	<b>26</b>	<b>125 803</b>	<b>14</b>	<b>50</b>	<b>72</b>	<b>78</b>	<b>142 409</b>	<b>16</b>	<b>82 479</b>	<b>10</b>	<b>50</b>	<b>72</b>	<b>85 142</b>	<b>43 324</b>	<b>64</b>

See Explanatory notes, page 151.



Country data for the Americas: re-treatment outcomes for cases registered in 2002

	Relapse – DOTS						After failure – DOTS						After default – DOTS					
	number regist'd	% cured	% comple- ted	% died	% failed	% success	number regist'd	% cured	% comple- ted	% died	% failed	% success	number regist'd	% cured	% comple- ted	% died	% failed	% success
Anguilla																		
Antigua & Barbuda																		
Argentina																		
Bahamas																		
Barbados																		
Belize																		
Bermuda																		
Bolivia																		
Brazil	350	40	28	8	1	69	24	21	21	13	4	42	266	32	19	6	1	51
British Virgin Islands																		
Canada																		
Cayman Islands																		
Chile																		
Colombia																		
Costa Rica	30	60	10	27	3	70	4	75	25	25		75	66	52	8	12	2	59
Cuba	58	69	19	5	2	88	4	50	25	25		50	7	29	14	14		29
Dominica																		
Dominican Republic	234	55	7	9	4	62	44	27	14	23	16	41	127	36	9	10	6	46
Ecuador																		
El Salvador	63	83	3	5	8	86	14	57	14	29		57	31	45	3	13	35	48
Grenada																		
Guatemala																		
Guyana	7	57	29	14		57	2	50	50			50	38	71	8	16	3	79
Haiti	215	65	5	5	2	69							68	59	7	6	13	66
Honduras	142	80	10	2	2	90												
Jamaica	5	60	20	20	6	60	1	100				100	1	100				100
Mexico	794	57	10	6	5	67	176	28	4	4	13	32	546	44	9	8	5	53
Montserrat																		
Netherlands Antilles																		
Nicaragua	146	74	8	6	8	82	23	74	4	17	4	78	74	61	5	8	26	66
Panama	46	50	24	7	15	74	12	58	33	8		58	97	20	20	11	2	39
Paraguay																		
Peru	2 263	85	3	5	5	85							297	69	3	4	22	69
Puerto Rico																		
Saint Kitts & Nevis																		
Saint Lucia	9	33	11			44							2					
St Vincent & Grenadines																		
Suriname																		
Trinidad & Tobago																		
Turks & Caicos Islands																		
Uruguay	27	81	19			81	3	100				100						
US Virgin Islands																		
USA																		
Venezuela	222	78	6	1	13	78												
<b>Region</b>	<b>4 611</b>	<b>73</b>	<b>6</b>	<b>5</b>	<b>4</b>	<b>78</b>	<b>307</b>	<b>35</b>	<b>7</b>	<b>8</b>	<b>13</b>	<b>42</b>	<b>1 620</b>	<b>47</b>	<b>9</b>	<b>7</b>	<b>4</b>	<b>56</b>

See Explanatory notes for previous table, page 151.



Country data for the Americas: age and sex distribution of smear-positive cases in DOTS areas, 2003 (absolute numbers)

	MALE					FEMALE					ALL											
	0-14	15-24	25-34	35-44	45-54	55-64	65+	0-14	15-24	25-34	35-44	45-54	55-64	65+	0-14	15-24	25-34	35-44	45-54	55-64	65+	
Anguilla	0	0	1	0	0	0	0	0	0	0	1	0	0	0	0	0	1	0	0	0	0	0
Antigua & Barbuda	89	574	565	413	461	366	405	99	516	513	294	241	192	231	188	1 090	1 078	707	702	558	636	636
Bahamas	0	2	5	6	3	1	3	2	2	2	4	3	2	3	2	4	7	10	6	3	6	6
Barbados	1	4	8	10	3	2	8	2	6	3	3	2	5	5	3	10	11	13	5	7	13	13
Belize	156	1 164	742	501	438	336	442	167	811	549	313	224	196	305	323	1 975	1 291	814	662	532	747	747
Bermuda	118	974	1 218	1 322	1 076	635	587	109	744	797	536	360	272	311	227	1 718	2 015	1 858	1 436	907	898	898
Brazil	3	45	58	59	52	39	94	5	37	54	53	23	24	56	8	82	112	112	75	63	150	150
British Virgin Islands																						
Canada	1	77	131	181	183	150	136	8	59	106	81	42	41	80	9	136	237	262	225	191	216	216
Cayman Islands	13	73	89	61	74	47	78	16	65	67	48	33	35	56	29	138	156	109	107	82	134	134
Chile	3	31	46	32	37	24	30	4	25	22	21	30	11	16	7	56	68	53	67	35	46	46
Colombia	2	23	90	91	63	52	79	0	11	14	20	23	13	30	2	34	104	111	86	65	109	109
Costa Rica	49	309	429	290	173	100	96	48	265	250	186	93	68	57	97	574	679	476	266	168	153	153
Cuba	18	310	266	194	125	75	96	24	217	140	94	56	44	40	42	527	406	288	181	119	136	136
Dominica	7	75	105	103	81	59	89	7	70	71	47	48	44	64	14	145	176	150	129	103	153	153
Dominican Republic	29	175	200	169	156	125	128	24	186	179	157	104	88	75	53	361	379	326	260	213	203	203
Ecuador	0	13	28	36	16	11	6	2	4	13	19	9	6	2	2	17	41	55	25	17	8	8
El Salvador	66	769	774	470	314	162	114	101	859	791	440	289	135	77	167	1 628	1 565	910	603	297	191	191
Grenada	52	20	344	235	227	161	17	42	15	232	225	236	127	23	94	35	576	460	463	288	40	40
Guatemala	1	11	9	14	12	4	6	2	7	8	2	3	0	2	3	18	17	16	15	4	8	8
Honduras	180	1 174	1 429	1 387	1 272	977	1 298	174	830	811	714	798	718	815	354	2 004	2 240	2 101	2 070	1 695	2 113	2 113
Jamaica	0	0	1	0	0	0	1	0	0	0	0	0	0	0	0	0	1	0	0	0	1	1
Mexico	14	179	210	135	103	68	65	42	174	150	91	71	54	48	56	353	360	226	174	122	113	113
Montserrat	6	72	93	73	60	54	48	8	49	57	35	28	10	20	14	121	150	108	88	64	68	68
Netherlands Antilles	7	50	31	31	34	21	26	14	30	25	24	16	10	18	21	80	56	55	50	31	44	44
Nicaragua	101	758	506	355	206	139	165	107	659	380	228	138	106	98	208	1 417	886	583	344	245	263	263
Panama	0	3	5	8	10	12	9	0	3	2	3	1	3	3	0	6	7	11	11	15	12	12
Paraguay	0	0	0	1	2	2	2	0	1	1	0	3	2	1	0	1	1	1	5	4	3	3
Peru	0	0	0	2	2	1	2	0	1	1	0	3	2	1	0	1	1	1	3	1	1	1
Puerto Rico	0	0	0	0	0	0	0	0	0	0	0	0	0	0	0	0	0	0	0	0	0	0
Saint Kitts & Nevis																						
Saint Lucia																						
St Vincent & Grenadines																						
Suriname																						
Trinidad & Tobago																						
Turks & Caicos Islands																						
Uruguay	3	46	50	35	42	38	26	1	28	24	13	13	6	14	4	74	74	48	55	44	40	40
US Virgin Islands	13	360	518	750	821	480	641	14	268	352	307	264	169	344	27	628	870	1 057	1 085	649	985	985
Venezuela	37	353	454	446	404	284	314	45	330	347	235	198	139	238	82	683	801	681	602	423	552	552
<b>Region</b>	<b>969</b>	<b>7 644</b>	<b>8 405</b>	<b>7 410</b>	<b>6 448</b>	<b>4 425</b>	<b>5 009</b>	<b>1 067</b>	<b>6 272</b>	<b>5 960</b>	<b>4 195</b>	<b>3 349</b>	<b>2 520</b>	<b>3 033</b>	<b>2 036</b>	<b>13 916</b>	<b>14 365</b>	<b>11 605</b>	<b>9 797</b>	<b>6 945</b>	<b>8 042</b>	<b>8 042</b>

Note: the sum of cases notified by age is less than the number of new smear-positive cases notified for some countries.



Country data for the Americas: smear-positive notification rates (per 100 000 population) by age and sex, 2003

	MALE						FEMALE						ALL									
	0-14	15-24	25-34	35-44	45-54	55-64	65+	0-14	15-24	25-34	35-44	45-54	55-64	65+	0-14	15-24	25-34	35-44	45-54	55-64	65+	
Anguilla																						
Antigua & Barbuda																						
Argentina	2	17	19	18	24	25	26	2	16	18	13	12	12	10	2	16	19	15	17	18	17	
Bahamas	0	7	19	26	22	11	39	4	7	8	17	19	18	28	2	7	13	22	20	15	33	
Barbados																						
Belize	2	15	39	73	34	40	147	4	22	15	22	24	106	92	3	18	27	47	29	72	119	
Bermuda																						
Bolivia	9	136	115	111	138	164	252	10	97	84	66	65	86	140	9	116	99	88	100	123	190	
Brazil	2	25	39	49	56	51	48	2	21	24	20	18	17	18	2	23	31	34	36	33	31	
British Virgin Islands																						
Canada	0	2	3	2	2	2	5	0	2	3	2	1	1	2	0	2	3	2	2	2	4	
Cayman Islands																						
Chile	0	6	11	15	21	27	27	0	5	9	7	5	7	11	0	5	10	11	13	16	18	
Colombia	3	16	23	29	43	57	79	3	16	19	16	17	23	34	3	16	21	22	29	39	54	
Costa Rica	0	8	14	10	19	25	30	1	6	8	7	15	10	13	1	7	11	9	17	17	21	
Cuba	0	3	9	9	10	10	14	0	1	1	2	3	2	5	0	2	5	6	7	6	9	
Dominica																						
Dominican Republic	4	40	72	57	51	49	57	3	35	43	38	30	34	34	4	38	58	48	40	41	45	
Ecuador	1	23	25	24	23	23	31	1	17	13	12	10	13	11	1	20	19	18	16	18	20	
El Salvador	1	12	19	33	35	38	59	1	11	13	13	18	25	33	1	11	16	22	26	31	44	
Grenada																						
Guatemala	1	13	23	31	43	55	60	1	15	21	28	27	37	32	1	14	22	29	35	46	45	
Guyana	9	72	163	241	189	161	79	11	46	86	101	75	48	23	10	59	124	165	127	98	47	
Haiti	5	103	168	173	165	123	100	8	115	177	154	128	81	60	7	109	173	163	145	100	78	
Honduras	4	3	66	66	103	125	14	3	2	45	64	105	94	17	3	2	56	65	104	109	16	
Jamaica	0	4	4	9	11	6	7	1	3	4	1	3	0	2	0	3	4	5	7	3	4	
Mexico	1	12	17	24	31	39	57	1	8	9	11	18	26	29	1	10	13	17	24	32	42	
Montserrat																						
Netherlands Antilles																						
Nicaragua	1	31	54	53	63	76	84	4	30	37	33	40	55	50	2	30	45	43	51	65	65	
Panama	2	32	46	44	53	75	72	2	18	29	23	24	24	27	2	25	37	33	39	49	49	
Paraguay	1	27	41	33	51	68	100	3	15	17	23	21	33	50	2	21	29	28	37	50	71	
Peru	2	28	23	21	18	19	26	2	25	18	14	12	14	13	2	27	20	18	15	17	19	
Puerto Rico	0	1	2	3	5	7	5	0	1	1	1	0	1	1	0	1	1	2	2	4	3	
Saint Kitts & Nevis																						
Saint Lucia	0	0	0	11	35	56	59	0	7	8	0	47	51	20	0	3	4	5	41	53	36	
St Vincent & Grenadines																						
Suriname	0	11	0	32	37	11	46	2	7	6	3	6	0	7	1	9	3	18	21	5	24	
Trinidad & Tobago	0	7	13	11	18	22	15	1	1	2	0	11	2	4	0	4	7	5	14	12	9	
Turks & Caicos Islands																						
Uruguay	1	17	20	17	23	27	15	0	11	10	6	7	4	5	0	14	15	11	15	15	9	
US Virgin Islands																						
USA	0	2	3	3	4	4	4	0	0	1	2	1	1	2	0	2	2	2	3	2	3	
Venezuela	1	14	23	27	35	41	58	1	14	18	14	17	19	36	1	14	20	21	26	30	46	
<b>Region</b>	<b>1</b>	<b>16</b>	<b>22</b>	<b>23</b>	<b>24</b>	<b>24</b>	<b>24</b>	<b>1</b>	<b>14</b>	<b>15</b>	<b>11</b>	<b>11</b>	<b>11</b>	<b>10</b>	<b>1</b>	<b>15</b>	<b>18</b>	<b>17</b>	<b>17</b>	<b>17</b>	<b>16</b>	

Note: rates are missing where data for smear-positive cases are missing, or where age- and sex-specific population data are not available.

Country data for the Americas: number of TB cases notified, 1980–2003

	1980	1981	1982	1983	1984	1985	1986	1987	1988	1989	1990	1991	1992	1993	1994	1995	1996	1997	1998	1999	2000	2001	2002	2003	
Anguilla	0	0	4	0	0	0	1	0	0	0	0	0	0	0	0	2	0	0	0	0	0	0	0	0	
Antigua & Barbuda	8	3	0	1	3	2	7	0	0	3	3	0	6	0	0	3	3	4	4	3	4	1	1	1	
Argentina	16 406	16 693	17 292	17 305	16 359	15 987	14 661	13 368	13 267	12 636	12 309	12 185	12 606	13 887	13 683	13 450	13 397	12 621	12 276	11 871	11 767	11 456	11 548	10 728	
Bahamas	70	67	54	58	63	63	52	43	51	52	46	53	63	60	78	57	59	68	75	76	82	82	44	38	
Barbados	64	3	30	17	14	12	7	3	4	5	5	5	6	6	3	3	3	5	7	2	3	6	5	99	
Belize	21	33	34	44	140	35	25	23	41	28	30	57	89	65	80	59	95	107	123	104	106	136	135	99	
Bermuda	1	2	5	10	3	3	6	2	1	2	2	0	4	0	0	4	0	4	0	0	0	0	0	0	
Bolivia	4 412	5 072	4 777	5 178	4 131	7 679	6 837	8 960	10 664	12 563	11 166	11 223	9 520	8 614	9 431	14 422	10 194	9 853	10 132	9 863	10 127	10 531	10 201	9 836	
Brazil	72 608	86 411	87 822	86 617	88 365	84 310	83 731	81 826	82 395	80 048	74 570	84 990	85 955	86 614	75 759	91 013	87 254	83 309	95 009	78 870	77 899	74 466	81 436	80 114	
British Virgin Islands	2 885	2 554	2 515	2 186	2 345	1 980	2 046	1 972	1 947	2 035	1 997	2 018	2 108	2 012	2 074	1 931	1 888	1 976	1 791	1 806	1 694	1 703	1 556	1 451	
Canada	0	2	0	1	1	4	1	0	0	2	2	3	3	2	2	2	0	0	3	2	5	1	0	0	
Cayman Islands	8 523	7 337	6 941	6 989	6 561	6 644	6 854	6 280	6 324	6 728	6 151	5 498	5 304	4 598	4 138	4 150	4 178	3 880	3 652	3 429	3 021	3 006	2 448	2 226	
Chile	11 589	11 483	12 126	13 716	12 924	11 639	11 437	11 469	11 329	12 447	12 263	11 199	11 043	8 901	9 912	9 702	8 042	9 155	10 999	11 630	11 480	11 376	11 640	11 640	
Colombia	396	521	459	479	393	376	418	434	442	311	230	201	118	313	325	586	636	692	730	851	585	630	543	527	
Costa Rica	1 133	833	815	762	705	680	666	630	628	581	546	514	410	790	1 681	1 553	1 485	1 346	1 234	1 135	1 135	929	896	844	
Cuba	20	26	18	16	5	8	35	27	13	6	14	13	7	12	12	8	10	6	5	5	5	2	2	2	
Dominica	2 174	1 778	2 457	2 959	3 100	2 335	2 634	2 459	3 081	3 145	2 597	1 837	3 490	4 033	4 337	4 053	6 302	5 381	5 114	5 767	5 291	4 766	4 040	4 696	
Dominican Republic	3 950	3 966	3 880	3 985	4 301	4 798	5 667	5 867	5 497	5 480	8 243	6 879	7 313	7 050	9 685	7 893	8 397	9 435	7 164	5 756	6 908	6 015	5 829	6 442	
Ecuador	2 255	2 091	2 171	2 053	1 564	1 461	1 659	1 647	2 378	617	2 367	2 304	2 495	3 347	3 901	2 422	1 662	1 662	1 700	1 623	1 485	1 458	1 550	1 383	
El Salvador	17	1	1	6	4	2	1	2	0	0	4	0	3	0	3	0	0	2	2	5	0	0	1	2	
Grenada	5 624	6 641	7 277	6 013	6 586	6 570	4 806	5 700	5 739	4 900	3 813	2 631	2 517	2 474	2 508	3 119	3 232	2 948	2 755	2 820	2 913	2 419	2 909	2 642	
Guatemala	8 306	6 550	3 337	6 839	5 803	4 959	8 583	8 514	8 054	8 100	10 237	10 237	10 237	10 237	10 237	6 212	6 632	10 116	9 770	9 124	10 420	10 224	12 086	14 004	
Haiti	1 674	1 696	1 714	1 935	2 120	3 377	4 213	4 227	3 962	4 026	3 647	4 560	4 155	3 745	4 291	4 984	4 176	4 030	4 916	4 568	3 984	4 435	4 579	3 102	
Honduras	176	178	153	157	160	130	88	133	65	86	123	121	111	115	109	109	121	118	121	115	127	121	106	120	
Jamaica	31 247	32 572	24 853	22 795	14 531	15 017	13 180	14 631	15 371	15 489	14 437	15 216	14 446	15 145	16 353	11 329	20 722	23 575	21 514	19 802	18 434	18 879	17 790	17 078	
Mexico	1	0	0	1	7	9	5	13	6	5	1	1	0	0	0	0	0	1	1	2	0	0	0	1	
Montserrat	1 300	3 723	3 082	2 773	2 705	2 604	2 617	2 983	2 737	3 106	2 944	2 797	2 885	2 798	2 750	2 842	3 003	2 806	2 604	2 558	2 402	2 447	2 092	2 283	
Netherlands Antilles	643	580	429	413	614	709	765	770	672	846	863	863	750	1 146	827	1 300	1 314	1 473	1 422	1 387	1 168	1 711	1 514	1 585	
Nicaragua	1 354	1 388	1 415	1 800	1 718	1 931	1 628	1 502	1 438	2 270	2 187	2 283	1 927	2 037	1 850	1 745	2 072	1 946	1 831	2 115	1 950	2 073	2 107	2 175	
Panama	16 011	21 925	21 579	22 753	22 792	24 438	24 702	30 571	36 908	35 667	37 905	40 580	52 552	51 675	48 601	45 310	41 739	42 062	43 723	40 345	38 661	37 197	36 092	31 273	
Paraguay	686	521	473	452	418	338	363	303	275	314	159	241	257	274	274	263	110	257	201	200	174	121	129	115	
Peru	7	4	6	2	3	0	0	0	0	0	0	1	4	6	2	5	3	12	5	3	0	2	3	1	
Puerto Rico	41	39	37	48	55	21	34	25	32	28	13	25	26	24	24	11	35	22	20	16	9	15	17	14	
Saint Kitts & Nevis	78	11	14	4	23	14	9	3	6	3	2	1	4	13	0	13	6	6	8	9	16	10	10	14	
Saint Lucia	78	81	56	78	76	50	60	77	77	70	82	47	58	45	53	53	76	85	95	90	80	93	95	95	
St Vincent & Grenadines	80	82	62	112	108	112	119	122	108	124	120	141	142	112	129	166	204	260	199	159	198	206	133	147	
Suriname	2	0	2	5	0	4	2	12	12	951	987	886	759	689	666	625	701	708	668	627	645	689	536	643	
Trinidad & Tobago	1 874	1 699	1 450	1 359	1 389	1 201	1 082	1 023	951	987	886	759	689	666	625	701	708	668	627	645	689	536	643	643	
Turks & Caicos Islands	27 749	27 373	25 520	23 846	22 255	22 201	22 768	22 517	22 436	23 495	25 701	26 283	26 673	25 287	24 361	22 860	21 119	17 314	18 199	17 521	16 362	15 980	15 055	14 861	
Uruguay	4 233	4 093	4 159	4 266	4 737	4 822	4 974	4 954	4 557	4 524	5 457	5 216	5 444	5 169	4 877	5 578	5 984	6 273	6 598	6 466	6 251	6 204	6 734	6 734	
USA	227 820	248 150	237 316	238 296	226 801	227 022	227 107	233 192	241 834	239 594	231 215	252 221	253 256	166 640	242 018	258 331	256 467	252 536	262 809	240 650	236 183	229 874	233 650	227 551	
Venezuela	42	42	42	42	42	42	42	42	41	41	41	42	39	33	35	39	39	40	39	39	38	40	43	39	
Region number reporting	95	95	95	95	95	95	95	95	93	93	93	95	89	75	80	89	89	91	89	89	86	91	98	89	
percent reporting																									

Country data for the Americas: case notification rates (per 100 000 population), 1980–2003

	1980	1981	1982	1983	1984	1985	1986	1987	1988	1989	1990	1991	1992	1993	1994	1995	1996	1997	1998	1999	2000	2001	2002	2003
Anguilla	0	0	57	0	0	0	14	0	0	0	0	0	0	0	0	20	0	0	0	0	0	0	0	0
Antigua & Barbuda	13	5	0	2	5	3	11	0	5	5	2	0	9	0	0	0	4	6	6	4	6	1	6	1
Argentina	58	59	60	59	55	53	48	43	42	39	38	37	38	41	40	39	38	35	34	32	32	31	30	28
Bahamas	33	31	25	26	23	27	22	18	21	21	18	20	24	22	28	20	20	20	30	25	25	27	14	12
Barbados	26	31	12	7	6	5	3	1	2	2	2	2	2	2	2	1	1	1	2	3	1	1	2	2
Belize	15	22	29	91	22	15	14	24	16	17	31	47	33	40	28	45	45	48	54	44	44	55	54	39
Bermuda	1	3	7	14	4	4	8	3	1	3	0	4	4	4	5	5	0	5	0	0	0	0	0	0
Bolivia	82	93	85	91	71	129	112	144	167	193	167	164	136	120	129	193	133	126	127	121	122	124	118	112
Brazil	60	69	69	67	66	62	60	58	57	55	50	56	56	56	48	57	54	50	57	47	45	43	46	45
British Virgin Islands																		16						
Canada	12	10	10	9	9	8	8	7	7	7	7	7	7	7	7	7	6	7	6	6	6	6	5	5
Cayman Islands	0	11	0	5	5	19	5	0	0	8	8	11	11	11	7	6	0	0	9	6	14	3	0	0
Chile	76	65	60	60	55	53	56	50	50	52	47	41	39	33	30	29	29	27	25	23	20	19	16	14
Colombia	41	39	41	45	41	38	36	35	34	33	36	34	31	30	24	26	25	20	22	27	28	27	26	26
Costa Rica	17	22	18	19	15	14	15	15	15	10	7	6	4	9	10	17	18	19	19	22	15	16	13	13
Cuba	12	9	8	8	7	7	6	6	6	6	5	5	4	7	15	14	13	12	11	10	10	8	8	7
Dominica	27	35	24	22	7	11	48	37	10	18	8	19	18	10	16	11	13	8	7	63	70	56	47	54
Dominican Republic	38	30	41	48	49	36	40	37	45	45	37	26	48	54	57	53	81	68	63	70	63	56	47	54
Ecuador	50	48	46	46	46	53	61	61	56	55	80	66	68	64	87	69	72	80	80	47	56	48	46	50
El Salvador	49	45	46	44	33	31	34	34	48	12	46	44	47	62	70	43	29	28	28	27	24	23	24	21
Grenada	19	1	1	7	5	2	1	2	0	5	0	1	4	0	4	5	0	2	2	6	0	0	1	2
Guatemala	82	95	101	82	87	85	61	70	69	57	44	29	27	26	26	31	32	28	25	25	26	21	24	21
Guyana	16	15	18	20	22	29	25	16	20	16	23	18	25	12	36	40	42	54	42	54	56	55	77	82
Haiti	152	117	58	117	97	81	136	132	122	120	145	145	145	12	36	83	87	131	125	115	130	126	147	168
Honduras	47	46	45	49	52	81	98	95	86	85	75	91	80	70	78	88	72	68	80	73	62	67	68	45
Jamaica	8	8	7	7	7	6	4	6	3	4	5	5	5	5	4	4	5	5	5	4	5	5	4	5
Mexico	46	47	35	32	20	20	17	19	19	19	17	18	17	17	18	12	22	25	22	20	19	19	17	17
Montserrat	8	0	0	9	61	80	45	118	55	46	9	9	0	0	0	0	0	16	41	0	0	0	0	29
Netherlands Antilles																								
Nicaragua	45	124	99	86	82	77	75	84	75	83	77	71	71	67	64	64	66	60	54	52	47	47	39	42
Panama	33	29	28	21	19	28	32	34	33	28	35	35	30	45	32	49	48	53	50	48	40	57	49	51
Paraguay	43	43	43	53	49	54	44	39	36	55	51	53	43	44	39	36	42	38	35	40	36	37	37	37
Peru	92	123	119	122	120	125	124	150	177	167	174	183	233	225	208	190	172	170	174	168	149	141	135	115
Puerto Rico	21	16	14	14	12	10	11	9	8	9	5	7	7	7	8	7	3	7	5	5	5	3	3	3
Saint Kitts & Nevis	16	9	14	5	7	0	0	0	0	0	0	2	10	14	5	11	7	28	12	7	0	5	7	2
Saint Lucia	36	34	32	41	46	17	28	20	25	22	10	19	19	17	17	8	25	15	14	11	6	10	11	9
St Vincent & Grenadines	78	11	14	4	22	13	9	3	6	3	2	1	4	12	0	11	5	5	7	8	14	8	8	12
Suriname	22	23	15	21	20	13	15	20	19	18	20	12	14	11	13	13	13	18	20	23	21	19	22	22
Trinidad & Tobago	7	7	6	10	9	10	10	10	9	10	10	12	12	9	10	13	16	20	16	12	15	16	10	11
Turks & Caicos Islands	27	0	24	58	0	42	20	113	31	32	29	24	22	22	21	19	22	22	20	19	19	20	16	15
Uruguay	64	58	49	46	46	40	36	34	31	32	29	24	22	22	21	19	22	22	20	19	19	20	16	19
US Virgin Islands	0	1	1	2	3	1	1	2	6	4	4	4	4	4	4	4	8	8	6	7	6	6	5	5
USA	12	12	11	10	9	9	9	9	9	9	10	10	10	10	9	8	8	6	7	6	6	6	5	5
Venezuela	28	26	26	26	28	28	28	27	25	24	28	26	27	25	23	25	25	26	27	28	27	25	25	26
<b>Region</b>	<b>37</b>	<b>40</b>	<b>37</b>	<b>37</b>	<b>34</b>	<b>34</b>	<b>34</b>	<b>34</b>	<b>34</b>	<b>34</b>	<b>32</b>	<b>34</b>	<b>34</b>	<b>22</b>	<b>31</b>	<b>33</b>	<b>32</b>	<b>31</b>	<b>32</b>	<b>29</b>	<b>28</b>	<b>27</b>	<b>27</b>	<b>26</b>

Country data for the Americas: new smear-positive cases, 1993-2003

	Number of cases										Rate (per 100 000 population)											
	1993	1994	1995	1996	1997	1998	1999	2000	2001	2002	2003	1993	1994	1995	1996	1997	1998	1999	2000	2001	2002	2003
Anguilla			0			0																
Antigua & Barbuda				2																		
Argentina	5 937	5 696	5 698	5 787	5 307	5 186	4 830	4 749	5 595	5 498	4 961	18	17	16	16	15	14	13	13	15	14	13
Bahamas	41	41	38	25	57	30	37	56		32	29	15	15	13	9	20	10	12	18	10	10	9
Barbados			3	3	5	4	2	3	6	5		1	1	1	1	2	2	1	1	2	2	2
Belize	50	36	36	46	32	52	48	44	53	71	62	25	17	17	21	14	23	20	18	22	28	24
Bermuda			2	0		0																
Bolivia	6 833	6 905	7 010	6 949	6 458	6 750	6 873	6 458	6 672	6 829	6 344	96	94	94	91	83	85	82	78	79	79	72
Brazil	39 167	45 650	44 503	43 490	43 554	41 619	41 186	38 478	41 371	39 938		25	28	27	26	26	25	24	22	22	23	22
British Virgin Islands					0																	
Canada	542	404	156	487	471	395	506	502	445	592												
Cayman Islands	2	0	0	0	2	2	2	5	1	0		7	7	1	2	2	2	2	2	2	1	2
Chile	2 629	1 951	1 561	1 562	1 582	1 576	1 497	1 290	1 355	1 412	1 276	19	14	11	11	11	11	10	8	9	9	8
Colombia	6 987	6 532	7 530	7 572	6 090	6 969	8 329	8 386	8 022	7 787	7 972	19	17	20	19	15	17	20	20	19	18	18
Costa Rica	230	245	302	320	353	458	349	385	328	346		7	7	7	8	9	9	12	9	10	8	8
Cuba	565	914	834	835	765	746	720	677	562	538	511	5	8	8	8	7	7	6	6	5	5	5
Dominica	6	8	5	7	5	5						8	11	7	9	7	7					3
Dominican Republic	2 297	3 177	2 787	3 733	3 162	2 669	3 278	2 907	2 622	2 179	2 806	31	42	36	48	40	33	40	35	31	25	32
Ecuador	5 325	6 674	5 890	6 426	7 214	4 900	4 300	5 064	4 439	4 223	4 488	49	60	52	55	61	41	35	41	35	33	35
El Salvador	2 471	2 144	965	882	1 071	1 023	1 008	1 003	980	870		45	39	17	17	15	18	17	16	16	15	13
Grenada	0	3	2	0	1	2	3	0	0	2		0	0	4	2	0	1	2	4	0	0	2
Guatemala	2 128	1 994	2 368	2 224	2 218	2 255	2 264	2 052	1 669	1 865	1 795	23	21	24	22	21	21	20	18	14	15	15
Guyana	51	61	85	71	105	85	178	119	174	138	244	7	8	11	10	14	11	24	16	23	18	32
Haiti				3 524	5 497	6 442	6 828	5 887	5 607	6 188	7 015											
Honduras	2 016	2 385	2 306	1 808	1 928	2 311	2 415	2 415	2 839	2 956	1 956	38	44	41	31	32	38	38	37	43	44	28
Jamaica	83	61	93	81	84	90	90	90	75	60	81	3	2	4	3	3	4	4	3	3	2	3
Mexico	8 164	9 726	9 220	8 495	15 440	11 473	11 968	11 676	15 103	11 555	12 933	9	11	10	9	16	12	12	12	15	11	13
Montserrat	0				1	2	0	0	0	0	1											
Netherlands Antilles									4	7												
Nicaragua	1 714	1 615	1 568	1 722	1 670	1 648	1 564	1 471	1 510	1 320	1 404	41	38	35	38	36	34	32	29	29	25	26
Panama	1 046	748	1 066	904	592	1 393	432	410	575	709	788	41	29	40	33	21	49	15	14	19	23	25
Paraguay	965	873	748	894	859	850	1 041	900	915	1 004	1 166	21	19	15	18	17	16	20	16	16	17	20
Peru	35 646	33 925	32 096	26 800	27 498	27 707	24 511	22 580	21 685	20 533	18 504	155	145	135	110	111	110	96	87	82	77	68
Puerto Rico	117	128	110	126	106	106	82	71	76	62		3	3	3	3	3	3	3	2	2	2	2
Saint Kitts & Nevis	2	2	4	2	4	2	2	0	0	1		5	5	9	5	9	5	5	0	0	0	2
Saint Lucia		17	11	22	14	10	9	7	6	8		10	12	8	16	10	7	6	5	4	5	5
Saint Vincent & the Grenadines	11	0	5	3	2	3	4	9	3	0												
Suriname				39	31	32	36	37	35	41	35											
Trinidad & Tobago		55	7	58	52	82	87	115	152	60	77											
Turks & Caicos Islands																						
Uruguay																						
US Virgin Islands	388	381	349	426	423	374	392	348	340	308	339	12	12	11	13	13	11	12	10	10	9	10
USA	16 046	14 346	8 013	7 401	6 882	6 630	6 252	5 865	5 600	5 380	5 303	6	5	3	3	2	2	2	2	2	2	2
Venezuela	2 849	2 738	3 056	3 195	3 234	3 450	3 670	3 525	3 476	3 444	3 862	14	13	14	14	14	15	15	15	14	14	15
<b>Region</b>	<b>104 931</b>	<b>142 405</b>	<b>138 820</b>	<b>136 657</b>	<b>142 512</b>	<b>139 286</b>	<b>135 068</b>	<b>130 251</b>	<b>129 536</b>	<b>127 357</b>	<b>125 803</b>	<b>14</b>	<b>19</b>	<b>18</b>	<b>17</b>	<b>18</b>	<b>17</b>	<b>16</b>	<b>16</b>	<b>15</b>	<b>15</b>	<b>14</b>

# Notes

## **Brazil**

The NTP notes that age and sex data are incomplete and that treatment outcome data are provisional.

## **Ecuador**

Treatment outcomes were available from only 3 provinces.

## **Guyana**

Age and sex data are for all new cases, not just smear-positive.

## **Peru**

Age and sex data are for quarter 3 only.

## **Uruguay**

Treatment outcomes listed under new smear-positive patients are for laboratory-confirmed cases.

## **USA**

The NPT notes that treatment outcome data are provisional. Treatment outcomes listed under new smear-positive cases are for laboratory-confirmed cases.

